

Jib cranes

Basic components

Setup



Slewing console DU

Stable and robust slewing bracket made of steel with extremely smooth-running slide bearings for jib cranes up to 500 kg.



Slewing console KL

Heavy and robust steel console with ball-bearing shaft for jib cranes up to 800 kg. Very smooth-running due to the ball bearing design.



Adjustable tie rods

Tie rods with right/left-hand thread, which means that the boom can be easily aligned in an exactly horizontal position and the ease of movement is increased.



End stop with buffer

The rubber buffers create sufficient damping when approaching the end positions of crane systems.



Carriage

Robust and smooth-running carriage with 4 or 6 rollers for the highest load requirements.



Hose and cable carriage

For the hose and power supply to vacuum hose lifters and chain hoists.



Crane main switch

For switching the crane system on and off. Also available in a lockable version for maintenance work.

Jib cranes

Basic components

Options



Mobile base plates

For the mobile use of column-mounted jib cranes at different workplaces. Crane can be moved with pallet trucks or forklifts.



Electrical drives

Electric drives are available for both the slewing drive and the chain hoist, which ensure easy operation even with heavy loads.



Slewing limiter

Slewing limiters with rubber damping elements are available for setting a specific slewing range.



Telescopic version

The slewing cranes can be fitted with a telescopic jib to work around interfering edges and contours.



Cantilever design

In the case of low room heights, it is possible to produce the boom with a lower cantilever arm, which increases the usable height of the boom.



Double joint

By using a double joint, the slewing angle in the case of column mounting can be increased to almost 360°.



Double boom

By using a double joint, the slewing angle can be increased to almost 360°.

Wall-mounted jib crane WSK

Radial transport up to 180°

Setup and application

The wall-mounted jib cranes can simply be anchored or clamped to walls or existing substructures. The robust and smooth-running bearing ensures 180° working area coverage without great effort and relieves the operator in coping with the daily work. A large number of options ensure optimum adaptation to your personal requirements, which can further increase the efficiency of the crane systems.

- Smooth-running jib crane with aluminum boom
- Robust steel console with high-quality plain bearings
- Direct attachment to walls without intermediate console
- Optional slewing limiter to adapt to workspaces
- Optional electrical slewing drive
- Easy and ergonomic operation due to its low weight
- Design for electric chain hoists and vacuum hose lifters



WSK-2500-45KG
With clamping console on a T-beam



WSK-KA-125KG
With cantilever design for low overall height



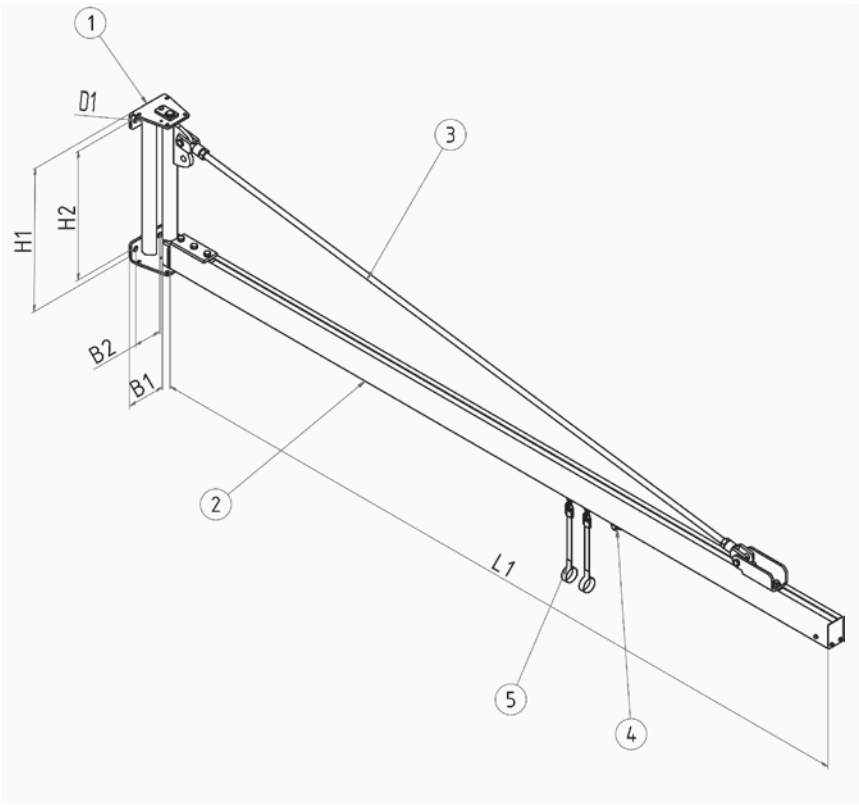
WSK-5000-100KG
Clamped to a hall pillar in the packaging area



WSK-3000-150KG
In assembly area for component production

Wall-mounted jib crane WSK

Technical specifications



- 1 Slewing console with high-quality plain bearings and dowel holes
- 2 Smooth-running aluminum boom
- 3 1-3 braces, depending on boom length
- 4 Carriage
- 5 Cable or hose carriage

Load (kg)	Type	Boom L1 (mm)	Slewing range (°)	H1 (mm)	H2 (mm)	B1 (mm)	B2 (mm)	Number x D1 (mm)	Own weight (kg)
50	WSK- ... -50KG	2,000 - 6,000	180	590 - 680	510/-600	150	110	4 x 18	25 - 75
85	WSK- ... -85KG	2,000 - 6,000	180	590 - 680	510/-600	150	110	4 x 18	30 - 80
125	WSK- ... -125KG	2,000 - 6,000	180	680 - 880	600/-800	150	110	4 x 18	35 - 90
160	WSK- ... -160KG	2,000 - 6,000	180	680 - 880	600/-800	150	110	4 x 18	40 - 95
250	WSK- ... -250KG	2,000 - 6,000	180	680 - 880	600/-800	175	125	4 x 18	45 - 100
320	WSK- ... -320KG	2,000 - 6,000	180	880 - 1080	800/-1,080	175	125	4 x 18	50 - 120
500	WSK- ... -500KG	2,000 - 6,000	180	1080 - 1280	1,080/-1,280	175	125	4 x 22	55 - 160

Ceiling-mounted jib crane DSK

Radial transport up to 270°

Setup and application

Overhead jib cranes offer the advantage of not requiring any supports or walls and thus offering an unrestricted working area. It is fixed using ceiling brackets that are adapted to your individual circumstances. Due to the low weight of the aluminum construction, effective and ergonomic operation is guaranteed and the operator's daily work is significantly relieved.

- Smooth-running jib crane with aluminum boom
- Robust steel console with high-quality plain bearings
- Slewing ring for 360° working area coverage
- Optional slewing limiter to adapt to workspaces
- Easy and ergonomic operation due to its low weight
- Design for electric chain hoists and vacuum hose lifters



DSK-4000-50KG
For driving under an existing crane rail



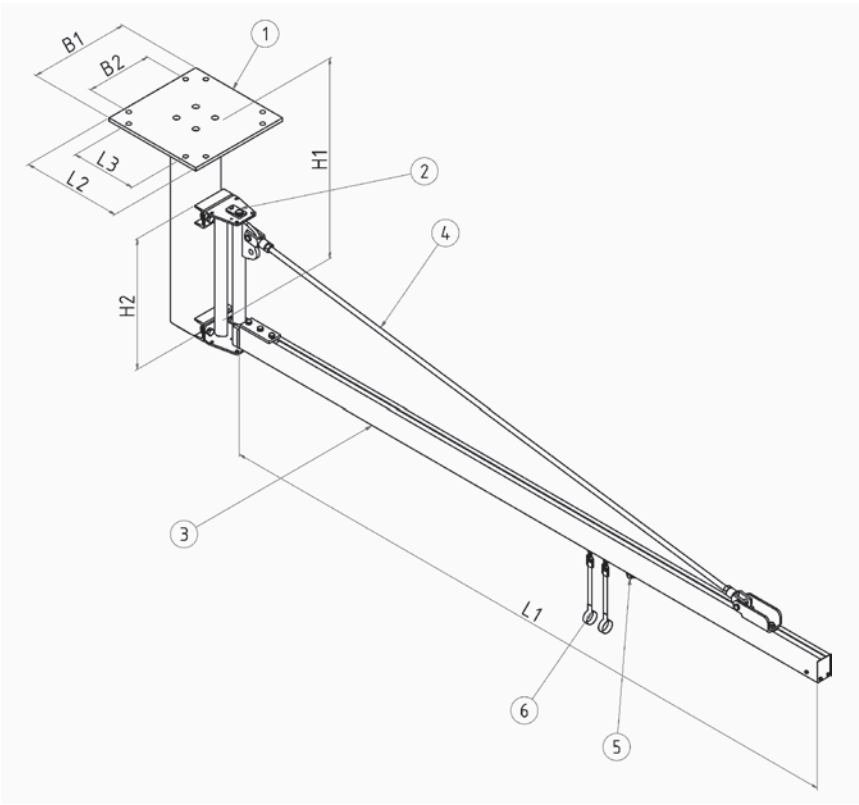
DSK-3500-100KG
With 360° slewing range for loading a CNC machine



DSK-5000-50KG
With slewing limiter and balancer cable

Ceiling-mounted jib crane DSK

Technical specifications



- 1 Intermediate console for ceiling mounting
- 2 Slewing console with high-quality plain bearings
- 3 Smooth-running aluminum boom
- 4 1-3 braces, depending on boom length
- 5 Carriage
- 6 Cable or hose carriages

Load (kg)	Type	Boom L1 (mm)	Slewing range (°)	H1 (mm)	H2 (mm)	L2xB2 (mm)	L3xB3 (mm)	Number x D1 (mm)	Own weight (kg)
50	DSK- ... -50KG	2,000 - 6,000	270	580/-2,000	3100	400x400 - 500x500	320x320 - 420x420	4-6 x 18	100 - 130
85	DSK- ... -85KG	2,000 - 6,000	270	620/-2,000	3100	400x400 - 500x500	320x320 - 420x420	4-6 x 18	120 - 150
125	DSK- ... -125KG	2,000 - 6,000	270	620/-2,000	3100	400x400 - 500x500	320x320 - 420x420	6 x 18	160 - 260
160	DSK- ... -160KG	2,000 - 6,000	270	420/-2,000	3100	500x500 - 600x600	420x420 - 520x520	6 x 18	180 - 280
250	DSK- ... -250KG	2,000 - 6,000	270	420/-2,000	3100	500x500 - 600x600	420x420 - 520x520	6 x 18	200 - 320
320	DSK- ... -320KG	2,000 - 6,000	270	820/-2,000	3100	500x500 - 600x600	420x420 - 520x520	6 x 18	260 - 340
500	DSK- ... -500KG	2,000 - 6,000	270	820/-2,000	3100	600x600 - 800x800	520x520 - 720x720	6-8 x 18	300 - 420

Column-mounted jib crane SSK

Radial transport up to 270°


Setup and application

Column-mounted jib cranes are particularly suitable in work areas where there are no other mounting options for jib cranes. Due to the large dimensioned base plates, the columns can be easily anchored to the floor and work areas of up to 270° can be covered. The aluminum boom and the robust and smooth-running bearings relieve the employees and ensure efficient and ergonomic operation.

- Smooth-running jib crane with aluminum boom
- Robust and large dimensioned steel column
- Galvanized steel column up to 250 kg, painted
- Robust steel console with high-quality plain bearings
- Optional slewing limiter to adapt to workspaces
- Easy and ergonomic operation due to its low weight
- Design for electric chain hoists and vacuum hose lifters



SSK-4000-60KG
3 pillar slewing cranes for picking wooden panels



SSK-4000-80KG
With hose lifter for moving plastic sheets



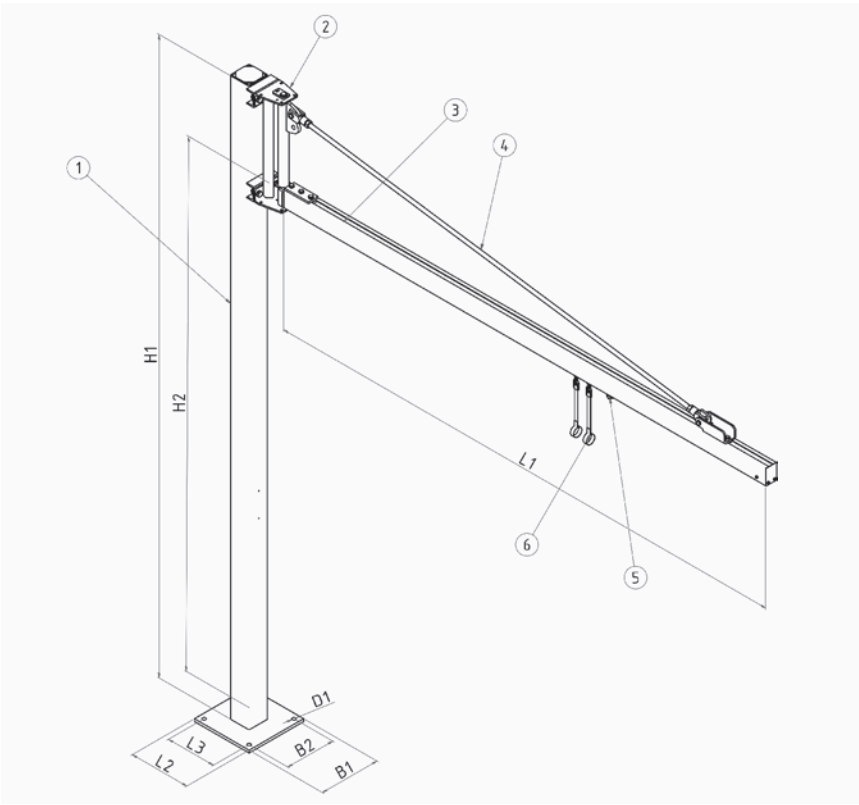
SSK-4000-100KG
For handling large cardboard boxes



SSK-6000-500KG
With chain hoist for internal transport in final assembly

Column-mounted jib crane SSK

Technical specifications



- 1 High-strength, low-vibration column with reinforced base plate
- 2 Slewing console with high-quality plain bearings
- 3 Smooth-running aluminum boom
- 4 1-3 braces, depending on boom length
- 5 Carriage
- 6 Cable or hose carriage

Load	Type	Boom L1	Slewing range	H1	H2	L2xB2	L3xB3	Number x D1	Own weight
(kg)		(mm)	(°)	(mm)	(mm)	(mm)	(mm)	(mm)	(kg)
50	SSK- ... -50KG	2,000 - 6,000	270	3,620/-3,720	3100	400x400 - 500x500	320x320 - 420x420	4-6 x 18	120 - 150
85	SSK- ... -85KG	2,000 - 6,000	270	3,620/-3,720	3100	400x400 - 500x500	320x320 - 420x420	4-6 x 18	140 - 170
160	SSK- ... -160KG	2,000 - 6,000	270	3,720/-3,920	3100	500x500 - 600x600	420x420 - 520x520	6 x 18	220 - 350
250	SSK- ... -250KG	2,000 - 6,000	270	3,720/-3,920	3100	500x500 - 600x600	420x420 - 520x520	6 x 18	240 - 380
320	SSK- ... -320KG	2,000 - 6,000	270	3,920/-4,120	3100	500x500 - 600x600	420x420 - 520x520	6 x 18	380 - 490
500	SSK- ... -500KG	2,000 - 6,000	270	4,120/-4,320	3100	600x600 - 800x800	520x520 - 720x720	6-8 x 18	520 - 670

Articulated jib crane KSK

Radial transport up to 270°

Setup and application

Articulated booms are characterized by their flexibility and compact design. The double joint bearing with arms that can be moved independently of one another means that the most confined spaces can be covered and interfering contours easily avoided. The smooth-running bearings via sliding bushes ensure simple and ergonomic operation, which relieves the operator significantly and increases both efficiency and safety at the workplace.

- Robust and compact steel construction
- Joint bearings with high-quality plain bearings
- Slewing stops with rubberized buffers
- Optional slewing limiter to adapt to workspaces
- Easy and ergonomic operation due to its low weight
- Version for wall-mounting possible
- Integrated vacuum supply when using hose lifters



KSK-2500-2500-80KG
For loading a processing machine



KSK-2000/2000-125KG
With a mobile base plate and a vacuum hose lifter



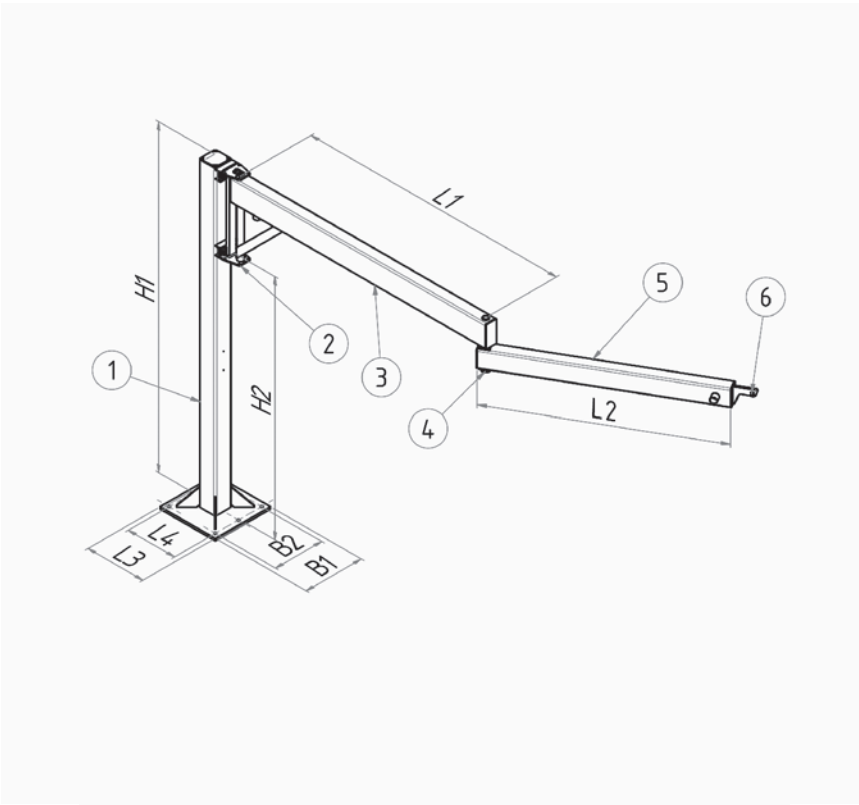
KSK-2500/2000-60KG
For dipping into a sack system



KSK-2500/2000-60KG
With vacuum hose lifter for sack handling

Articulated jib crane KSK

Technical specifications



- 1 High-strength, low-vibration column with reinforced base plate
- 2 Slewing console with high-quality plain bearings
- 3 Smooth-running basic boom
- 4 Slewing console with high-quality plain bearings
- 5 Slewing boom
- 6 Holder for chain hoist or hose lifter

Load	Type	Slewing range	L1	L2	H1	H2	L3	L4	B1	B2	Number x D1	Own weight
(kg)		(°)	(mm)	(mm)	(mm)	(mm)	(mm)	(mm)	(mm)	(mm)	(mm)	(kg)
50	KSK- ... -50KG	270/360	1,500 - 2,500	1,000 - 2,000	3,620/-3,720	3100	500	400	420	320	4 x 18	145 - 155
85	KSK- ... -85KG	270/360	1,500 - 2,500	1,000 - 2,000	3,620/-3,720	3100	500	400	420	320	4 x 18	150 - 160
125	KSK- ... -125KG	270/360	1,500 - 2,500	1,000 - 2,000	3,720/-3,920	3100	500	400	420	320	6 x 18	155 - 170



Articulated jib crane blog
You can find more photos and some more info about our knuckle boom crane in our blog. Just follow the QR code!